



**INTEL[®]
INNOVATION
DAY**





СТРАТЕГИЯ РАЗВИТИЯ СОБСТВЕННЫХ ЦОД

ОПЫТ ИНТЕЛ IT

Михаил Цветков
Технический директор Intel Russia

IT@INTEL

Legal Notices

This presentation is for informational purposes only. INTEL MAKES NO WARRANTIES, EXPRESS OR IMPLIED, IN THIS SUMMARY.

Software and workloads used in performance tests may have been optimized for performance only on Intel microprocessors. Performance tests, such as SYSmark and MobileMark, are measured using specific computer systems, components, software, operations and functions. Any change to any of those factors may cause the results to vary. You should consult other information and performance tests to assist you in fully evaluating your contemplated purchases, including the performance of that product when combined with other products. For more complete information about performance and benchmark results, visit www.intel.com/benchmarks. Benchmark results were obtained prior to implementation of recent software patches and firmware updates intended to address exploits referred to as "Spectre" and "Meltdown". Implementation of these updates may make these results inapplicable to your device or system.

Intel technologies' features and benefits depend on system configuration and may require enabled hardware, software or service activation. Performance varies depending on system configuration. No computer system can be absolutely secure. Check with your system manufacturer or retailer or learn more at intel.com.

Configurations: System configurations, SSD configurations and performance tests conducted are discussed in detail within the body of this paper. For more information go to intel.com/performance.

Intel processor numbers are not a measure of performance. Processor numbers differentiate features within each processor family, not across different processor families: [Learn About Intel® Processor Numbers](#).

THE INFORMATION PROVIDED IN THIS PAPER IS INTENDED TO BE GENERAL IN NATURE AND IS NOT SPECIFIC GUIDANCE. RECOMMENDATIONS (INCLUDING POTENTIAL COST SAVINGS) ARE BASED UPON INTEL'S EXPERIENCE AND ARE ESTIMATES ONLY. INTEL DOES NOT GUARANTEE OR WARRANT OTHERS WILL OBTAIN SIMILAR RESULTS. INFORMATION IN THIS DOCUMENT IS PROVIDED IN CONNECTION WITH INTEL PRODUCTS AND SERVICES. NO LICENSE, EXPRESS OR IMPLIED, BY ESTOPPEL OR OTHERWISE, TO ANY INTELLECTUAL PROPERTY RIGHTS IS GRANTED BY THIS DOCUMENT. EXCEPT AS PROVIDED IN INTEL'S TERMS AND CONDITIONS OF SALE FOR SUCH PRODUCTS, INTEL ASSUMES NO LIABILITY WHATSOEVER AND INTEL DISCLAIMS ANY EXPRESS OR IMPLIED WARRANTY, RELATING TO SALE AND/OR USE OF INTEL PRODUCTS AND SERVICES INCLUDING LIABILITY OR WARRANTIES RELATING TO FITNESS FOR A PARTICULAR PURPOSE, MERCHANTABILITY, OR INFRINGEMENT OF ANY PATENT, COPYRIGHT OR OTHER INTELLECTUAL PROPERTY RIGHT.

Intel, the Intel logo, Intel. Experience What's Inside, the Intel. Experience What's Inside logo, and Xeon are trademarks of Intel Corporation in the U.S. and/or other countries.

* Other names and brands may be claimed as the property of others.

Copyright © Intel Corporation. All rights reserved.

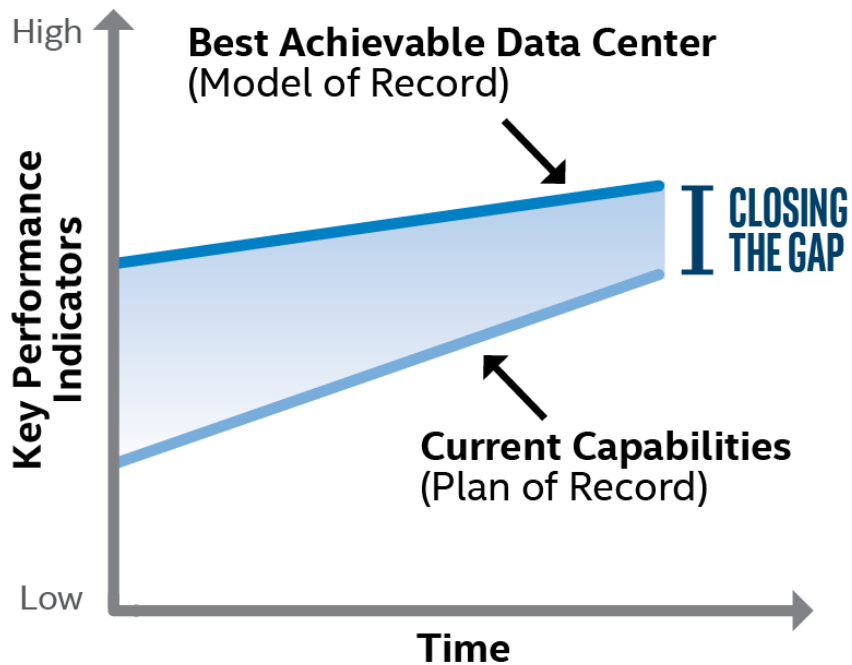
Стратегический подход Intel
к собственным ЦОД
сэкономил
\$1.5 миллиарда
за шесть лет

Современные ЦОДы Intel: >200,000 серверов,



Стойки 60U 20", 43kW, 280 серверов на стойку. 5MW ЦОД, PUE 1.06

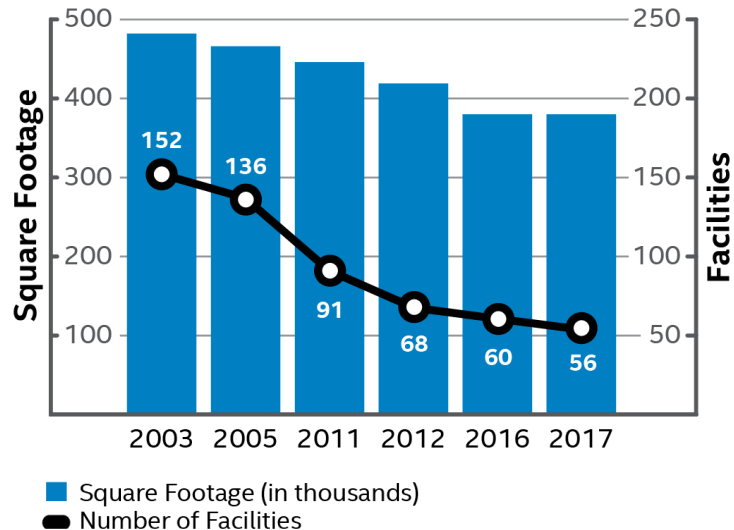
Стратегия развития ЦОД Intel: на пути к идеалу



Консолидация ЦОД

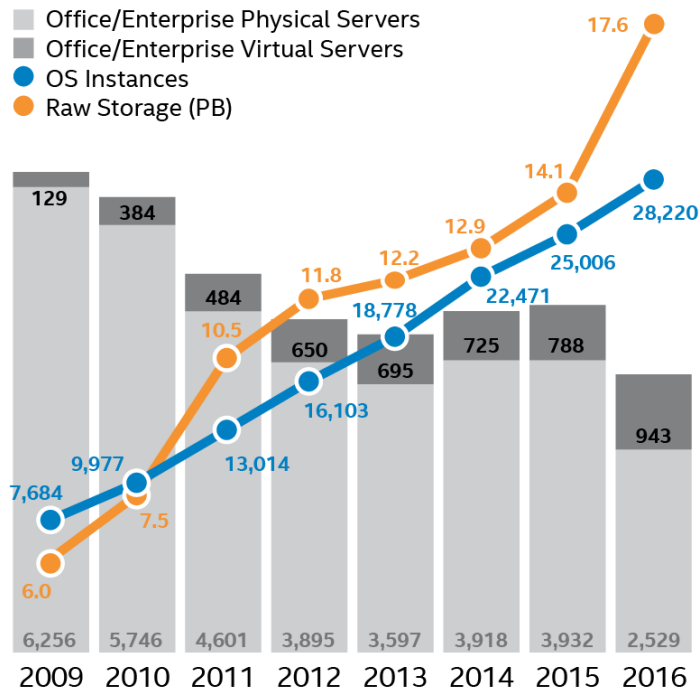
За последние 15 лет при постоянном росте потребностей в серверах, мы уменьшили количество серверных площадок почти в три раза, а общую площадь – почти в шесть раз.

2003-2017 Data Center
Square Footage and Facilities
Lower Is Better



ЦОДы для офисных задач: рост производительности и эффективности

Виртуализация на Intel® architecture помогает нам соответствовать стремительно растущим потребностям офисных задач в вычислительных ресурсах и системах хранения при значительном снижении числа физических серверов

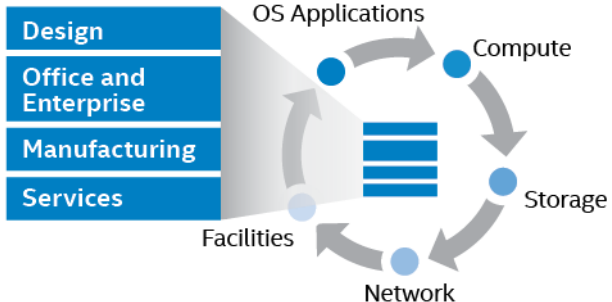


Непрерывные бизнес-инновации

Scope

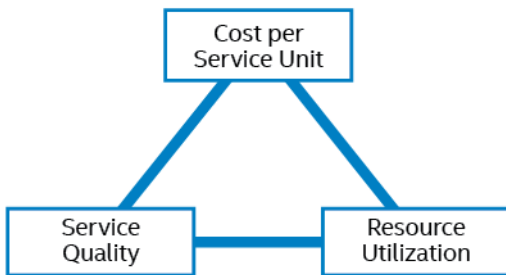
Optimize infrastructure to support critical business functions

Optimized For:



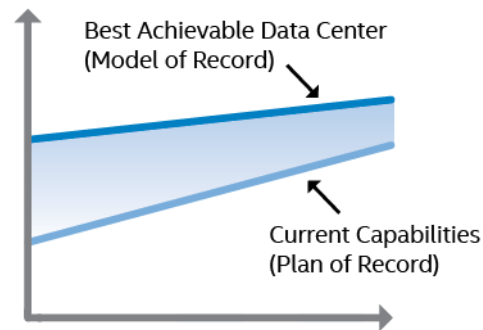
Key Performance Indicators

Maximize business value through three core metrics



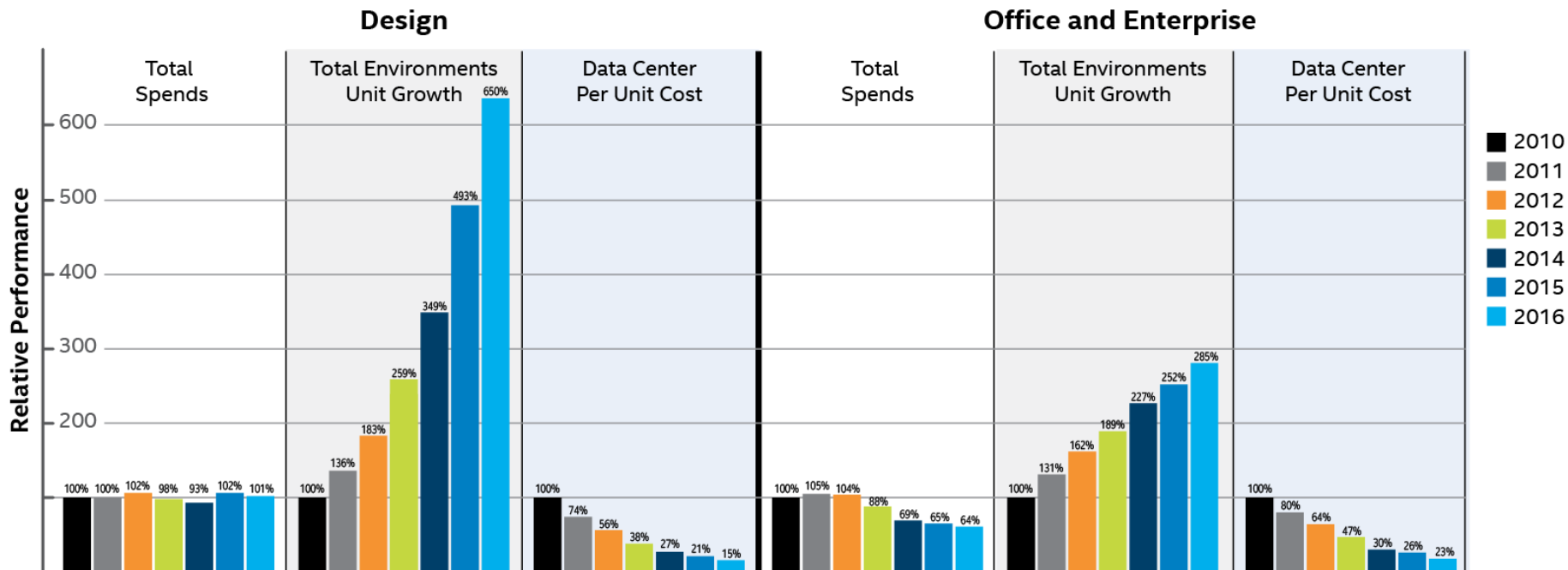
Approach

Seek transformation instead of incremental change


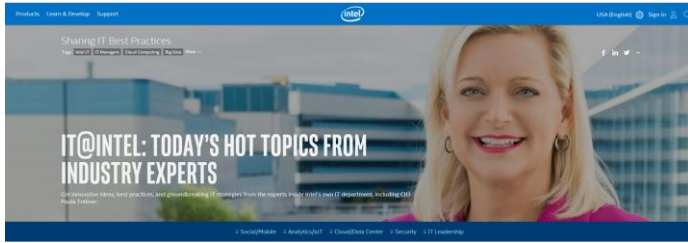


Гибридный облачный подход позволяет достигать максимальную эффективность для каждого типа приложений


Стратегия ЦОД Intel: результаты




IT@INTEL: делимся лучшими практиками Intel IT



www.intel.com/IT



The background is a solid blue color. Overlaid on this are several wavy, ribbon-like lines that flow from left to right. These lines are composed of many thin, parallel lines, creating a sense of motion and depth. The color of these lines transitions from a light yellow on the left to a bright orange on the right. A bright, multi-colored lens flare or light burst is positioned on the right side, overlapping the wavy lines and the text. The text is centered horizontally and consists of two lines: the top line is in English and the bottom line is in Russian, both in a bold, white, sans-serif font.

INTEL® INNOVATION DAY
В РИТМЕ ТЕХНОЛОГИИ